



# **ALAGAPPA UNIVERSITY**

(Reaccredited with 'A' Grade by the NAAC with 3.21 CGPA)

**KARAIKUDI, TAMILNADU- 630003**

**ANNUAL QUALITY ASSURANCE REPORT (AQAR)  
2014-15**

**INTERNAL QUALITY ASSURANCE CELL  
NOVEMBER 2015**

# ANNUAL QUALITY ASSURANCE REPORT (AQAR) OF THE IQAC

All NAAC accredited institutions will submit an annual self-reviewed progress report to NAAC, through its IQAC. The report is to detail the tangible results achieved in key areas, specifically identified by the institutional IQAC at the beginning of the academic year. The AQAR will detail the results of the perspective plan worked out by the IQAC. (Note: The AQAR period would be the Academic Year. For example, July 1, 2012 to June 30, 2013)

## Part – A

AQAR for the year (for example 2014-15)

2014-15

### 1. Details of the Institution

1.1 Name of the Institution

ALAGAPPA UNIVERSITY

1.2 Address Line 1

ALAGAPPAPURAM

Address Line 2

KARAIKUDI

City/Town

Sivagangai District

State

TAMILNADU

Pin Code

630 003

Institution e-mail address

registraralagappauniversity @ gmail.com;  
vc.alagappa@rediffmail.com

Contact Nos.

Tel : 04565 – 226001 Fax : 04565-- 225525

Name of the Head of the Institution:

Prof.S.Kaliyamoorthy (Convener, Officiating  
Committee of Vice Chancellor)

Tel. No. with STD Code:

04565225200; 04565226001;04565223160

Mobile:

09443327542; 09489079080;09442219219.

Name of the IQAC Coordinator:

Prof.M.Selvam

Mobile:

09486671606

IQAC e-mail address:

alunaac2009@rediffmail.com  
marudhamselvam@gmail.com

1.3 NAAC Track ID (For ex. MHCOCN 18879)

12168

OR

1.4 NAAC Executive Committee No. & Date:

EC/57/RAR/74, Date 30-11-2011

(For Example EC/32/A&A/143 dated 3-5-2004.  
This EC no. is available in the right corner- bottom  
of your institution's Accreditation Certificate)

1.5 Website address:

http://alagappauniversity.ac.in

Web-link of the AQAR:

http://alagappauniversity.ac.in/files/documents/files/AQAR\_2013-14

1.6 Accreditation Details

Sl. No.	Cycle	Grade	CGPA	Year of Accreditation	Validity Period
1	1 <sup>st</sup> Cycle	A	3.01	2005	2005-2010 (May)
2	2 <sup>nd</sup> Cycle	A	3.21	2011	2011-16 (29 <sup>th</sup> Nov.)
3	3 <sup>rd</sup> Cycle				
4	4 <sup>th</sup> Cycle				

1.7 Date of Establishment of IQAC :

DD/MM/YYYY

12-03-2005

1.8 Details of the previous year's AQAR submitted to NAAC after the latest Assessment and Accreditation by NAAC ((for example AQAR 2010-11 submitted to NAAC on 12-10-2011)

- i. AQAR, 2011-12, submitted on: 19/09/2012.
- ii. AQAR, 2012-13, submitted on: 25/08/2013.
- iii. AQAR, 2013-14, submitted on: 20/12/2014.
- iv. AQAR, 2014-15, submitted on: 02/10/2015.

1.9 Institutional Status

University

State  Central  Deemed  Private

Affiliated College

Yes  No

Constituent College

Yes  No

Autonomous college of UGC

Yes  No

Regulatory Agency approved Institution

Yes  No

(eg. AICTE, BCI, MCI, PCI, NCI)✓

Type of Institution    Co-education        Men        Women      
    Urban        Rural        Tribal      
 Financial Status    Grant-in-aid        UGC 2(f)        UGC 12B      
    Grant-in-aid + Self Financing        Totally Self-financing   

1.10 Type of Faculty/Programme

Arts        Science        Commerce        Law        PEI (Phys Edu)   

TEI (Edu)        Engineering        Health Science        Management   

Others (Specify)   

1.11 Name of the Affiliating University (*for the Colleges*)   

1.12 Special status conferred by Central/ State Government-- UGC/CSIR/DST/DBT/ICMR etc

Autonomy by State/Central Govt. / University   

University with Potential for Excellence        UGC-CPE   

DST Star Scheme        UGC-CE   

UGC-Special Assistance Programme        DST-FIST   

UGC-Innovative PG programmes        Any other (*Specify*)   

UGC-COP Programmes

## 2. IQAC Composition and Activities

2.1 No. of Teachers	<input type="text" value="8"/>
2.2 No. of Administrative/Technical Staff	<input type="text" value="9"/>
2.3 No. of Students	<input type="text" value="2"/>
2.4 No. of Management Representatives	<input type="text" value="3*"/>
2.5 No. of Alumni	<input type="text" value="1+3*"/>
2.6 No. of any Other Stakeholder and Community Representatives	<input type="text" value="2"/>
2.7 No. of Employers/ Industrialists	<input type="text" value="3"/>
2.8 No. of Other External Experts	<input type="text" value="--"/>
2.9 Total No. of members	<input type="text" value="25 (*6 Dual Positions)"/>
2.10 No. of IQAC meetings held :	<input type="text" value="4"/>
2.11 No. of meetings with various stakeholders:	No. <input type="text" value="9"/> Faculty <input type="text" value="4"/> Non-Teaching Staff <input type="text" value="2"/> Students <input type="text" value="2"/> Alumni <input type="text" value="1"/> Others <input type="text" value="2"/>
2.12 Has IQAC received any funding from UGC during the year?	Yes <input type="checkbox"/> No <input checked="" type="checkbox"/>
If yes, mention the amount	<input 158="" 723="" 740"="" 753="" data-label="Text" type="text" value="---&lt;/input&gt;&lt;/td&gt;&lt;/tr&gt;&lt;tr&gt;&lt;td&gt;2.13 Seminars and Conferences (only quality related)&lt;/td&gt;&lt;td&gt;&lt;/td&gt;&lt;/tr&gt;&lt;/table&gt;&lt;/div&gt;&lt;div data-bbox="/> <p>(i) No. of Seminars/Conferences/ Workshops/Symposia organized by the IQAC</p>

Total Nos.  International  National  State  Institution Level

(ii) Themes

Higher Education Quality Planning  
Quality Enhancement Measures  
Preparation for Accreditation  
Alagappa Celebrates Themed Nobel Excellence Topics (ACT NExT 2014)

2.14 Significant Activities and contributions made by IQAC

Colloquium Triad on Higher Education Quality Planning, Quality Enhancement and Accreditation

Motivating and Enabling the Affiliated Institutions to get them Accredited

World Class Curriculum Development and Implementation

Quality Research With Quality Publication

Augmented Project Culture

Celebration of ‘ACT NExT’ - 2014 on the Six Nobel Prize Themes with **6** Invited Lectures delivered by selected 20 topic specialists spread over 5 Days, with parallel sessions.

2.15 Plan of Action by IQAC/Outcome

The plan of action chalked out by the IQAC in the beginning of the year towards quality enhancement and the outcome achieved by the end of the year \*

Plan of Action	Achievements
1. Orient Affiliated Colleges to for accreditation with series of Workshops/Seminars	1.1 Three Programs Conducted 1.2 Two Colleges Accredited 1.3 Four Colleges Preparing SSR
2. Spreading Nobel Research Culture	2. Six Programs Conducted on the Six Awarded Nobel Prize themes of 2014 with eminent Resource Persons
3. World Class Curriculum with State Govt Initiative	3. Developed/Implemented

*\* Attach the Academic Calendar of the year as Annexure.*

2.16 Whether the AQAR was placed in statutory body      Yes       No

Management       Syndicate       Any other body

Provide the details of the action taken

Three Colloquiums conducted for HEI Administrators, Faculty and Stakeholders

Academic Audit Conducted

Formal Administrative Conducted

Innovative Practice, **ACT NExT 2014**, Six Nobel Prize Talks on 2014 Nobel Awards organized

IQAC Decennial Activities Richly Organized With ‘LAUD IQAC 2005-2015’ Released.

## Part – B

### Criterion – I

#### 1. Curricular Aspects

##### 1.1 Details about Academic Programmes

Level of the Programme	Number of existing Programmes	Number of programmes added during the year	Number of self-financing programmes (through DDE)	No. of value added / Career Oriented programmes (Collaborative)
PhD	32	1	--	--
PG	27	-	38	03
UG	03	-	15	10
PG Diploma	02	1	07	10
Advanced Diploma	-	-	-	-
Diploma	04	1	12	08
Certificate	10	-	05	14
Others- M.Phil	20	-	-	-
<b>Total</b>	98	3*	77	42
Interdisciplinary	08*	-	8*	07*
Innovative	04*	2*	4*	24*

\* Included with 'Existing Programs' listed above. Further 82 Programs through Affiliated and Constituent Colleges, consisting of 35 UG, 21 PG, 10 M.Phil/Ph.D, 2 Certificate, 9 Diploma, 3 PG Diploma and 2 Advanced Diploma Programs are offered.

1.2 (i) Flexibility of the Curriculum: (i) CBCS/Core/Elective option / Open options; (ii) Break and Rejoin Facility (iii) Special Suppl. Exam in the final Semester for those who fail in one course only.

(ii) Pattern of programmes:

Pattern	Number of Programmes			
	University Depts.	University DDE	University Collaborative	Affiliated Colleges
Semester	66	20	27	66
Trimester	-	-	-	-
Annual	32	57	15	16

1.3 Feedback from stakeholders\* Alumni  Parents  Employers  Students   
(On all aspects)

Mode of feedback : Online  Manual  Co-operating schools (for PEI)

\*Please provide an analysis of the feedback in the Annexure

1.4 Whether there is any revision/update of regulation or syllabi, if yes, mention their salient aspects.

New Programs; Upgraded Curriculum; Multi-style Pedagogy; Added Flexibility; Increased Choice.
---

1.5 Any new Department/Centre introduced during the year. If yes, give details.

None
------

## Criterion – II

### 2. Teaching, Learning and Evaluation

2.1 Total No. of Permanent Faculty

Total	Asst. Professors	Associate Professors	Professors	Others
158	84	16	50	08

2.2 No. of Permanent Faculty with Ph.D.

145

2.3 No. of Faculty Positions Recruited (R) and Vacant (V) during the year

Asst. Prof.		Associate Prof.		Professors		Others		Total	
R	V	R	V	R	V	R	V	R	V
-	5	-	12	-	4	-	1	-	22

2.4 No. of Guest and Visiting faculty and Temporary faculty

-	-	18
---	---	----

2.5 Faculty participation in conferences and symposia:

	International level	National level	State level
No. of Faculty Attended Seminars/ Workshops	91	130	45
Presented papers	81	121	38
Resource Persons	81	128	32

2.6 Innovative processes adopted by the institution in Teaching and Learning:

ICT Enabled Teaching-cum-Learning by students/scholars and faculty members  
Peer Group Teaching-cum-Learning by students/scholars and faculty members  
Media Savvy approach like Subscription to Trade/Business Dailies by most Management students  
Exposure to students/scholars and faculty members through seminars/workshops/lectures/Demos  
Departmental initiatives of sorts like weekly research colloquiums, web-sourced learning, etc.

2.7 Total No. of actual teaching days during this academic year

210 Days

2.8 Examination/ Evaluation Reforms initiated by the Institution (for example: Open Book Examination, Bar Coding, Double Valuation, Photocopy, Online Multiple Choice Questions)

Bar Coding, Photocopy of Answer Books, DVs, MCQs, Spl Suppl. Examinations, etc.

2.9 No. of faculty members involved in curriculum restructuring/revision/syllabus development as member of Board of Study/Faculty/Curriculum Development workshop

60	140	75
----	-----	----

2.10 Average percentage of attendance of students

85%



2.11 Course/Programme-wise distribution of pass percentage:

Title of the Programme	Total No. of Students appeared (University Departments/ Constituent Colleges)	Division of Passed out Students				
		Distinction %	I %	II %	III %	Pass %
UG	238	66	29	-	-	95
PG	771	20	58	8	-	86
M.Phil	221	49	29	7	-	85
Ph.D	097	20	80	-	-	100

2.12 How does IQAC Contribute/Monitor/Evaluate the Teaching & Learning processes:

Academic Audit and Feedback
Model Guidelines on Best and Innovative Practices
Motivational Exercises like ACT NExT 2014 Nobel Prize Theme Talks
Meetings, Workshops and Seminars
Enriched Dynamic Component Introduced in the Syllabi

2.13 Initiatives undertaken towards faculty development

<i>Faculty / Staff Development Programmes</i>	<i>Number of faculty benefitted</i>
Refresher Courses	27
UGC – Faculty Improvement Programme	--
HRD Programmes	23
Orientation Programmes	14
Faculty Exchange Programmes	02
Staff Training Conducted by the University	45
Staff Training Conducted by Other Institutions	05
Summer / Winter schools, Workshops, etc.	--
Others (Overseas Conference/Training)	16

2.14 Details of Administrative and Technical Staff

Category	Number of Permanent Employees	Number of Vacant Positions	Number of permanent positions filled during the Year	Number of positions filled temporarily
Administrative Staff	151	28	-	-
Technical Staff	35	4	-	-

## Criterion – III

### 3. Research, Consultancy and Extension

#### 3.1 Initiatives of the IQAC in Sensitizing/Promoting Research Climate in the institution

1. Orienting and motivating Members of the Staff for applying for projects with external funding agencies of all types.
2. A Newly Conceived Innovative Practice, **ACT NExT 2014**, Six Nobel Prize Talks on the 2014 Nobel Awards organized inviting reputed research scientists/experts from relevant disciplines, involving as many students/scholars/faculty as possible from all/relevant faculty departments.
3. Supported the University in Preparing Proposals for UPE status and was shortlisted by the UGC among the seven Universities
4. The Academic Audit sensitized the Faculty members and Departments to remain more committed in terms of Research/Patents/Publications
5. The faculty members of Affiliated Colleges encouraged to apply for extra-mural funded research projects as well generate own-resources from their college management/students/faculty/private bodies for funding research

#### 3.2 Details regarding major projects

	Completed	Ongoing	Sanctioned	Submitted
Number	51	27	07	50
Outlay in Rs. Lakhs	441.38	595.85	204.52	-

#### 3.3 Details regarding minor projects

	Completed	Ongoing	Sanctioned	Submitted
Number	-	-	-	12
Outlay in Rs. Lakhs	-	-	-	8.00

#### 3.4 Details on research publications

	International	National	Others
Peer Review Journals	412	118	12
Non-Peer Review Journals	24	42	2
e-Journals	29	12	2
Conference Proceedings	81	189	-

#### 3.5 Details on Impact factor of publications:

Range  Average  h-index  Nos. in SCOPUS

3.6 Research funds sanctioned and received from various funding agencies, industry and other organisations

Nature of the Project	Duration Year	Name of the Funding Agency	Total Grant Sanctioned (Rs. Lakhs)	Received (Rs. Lakhs)
Major Projects	2 to 5 Years	DST	58.60	46.08
		DBT	65.25	47.35
		UGC	85.37	59.74
		NABARD	18.55	54.00
		CSIR	22.10	16.63
		ICSSR	30.34	18.92
		NBHM	3.06	3.06
		SSA	2.25	2.25
		ICRISAT	3.94	3.94
		BRLS	8.63	8.63
Minor Projects	-	-	-	-
Interdisciplinary Projects	-	ICMR	26.65	26.35
Industry Sponsored	2	Tablet India Ltd.	11.00	0.00*
Projects Sponsored by the University/ College	-	-	-	-
Students Research Projects <i>(other than compulsory by the University)</i>	-	TNSCS & T Student	0.40	0.40
Any other(Specify)	-	-	-	-
Total			325.14	287.35

\*Operative from 2015-16.

3.7 No. of Books Published i) With ISBN No.  Chapters in Edited Books

ii) Without ISBN No.

3.8 No. of University Departments receiving funds from

UGC-SAP  CAS  DST-FIST   
DPE  DBT Scheme/funds

3.9 For Colleges  
Autonomy  CPE  DBT Star Scheme   
INSPIRE  CE  Any Other (specify)

3.10 Revenue Generated Through Consultancy

3.11 No. of Conferences Organized by the Institution

Level	International	National	State	University
Number	1	28	12	40
Sponsoring agencies	Project Funds	ICSSR/UGC	University Funds	University Funds

3.12 No. of faculty served as experts, chairpersons or resource persons

3.13 No. of Collaborations International  National  Any other

3.14 No. of linkages created during this year

3.15 Total budget for research for current year in lakhs:

From Funding agency  From Management of University/College

Total

3.16 No. of patents received this year

Type of Patent		Number
National	Applied	11
	Granted	-
International	Applied	-
	Granted	-
Commercialised	Applied	-
	Granted	-

3.17 No. of research awards/ recognitions received by faculty and research fellows of the Institution in the year

Total	International	National	State	University	Dist	College
10	-	3	2	5	-	-

3.18 No. of faculty from the Institution who are Ph. D. Guides

and Students registered under them

3.19 No. of Ph.D. awarded by faculty from the Institution

3.20 No. of Research scholars receiving the Fellowships (Newly enrolled + existing ones)

JRF  SRF  Project Fellows  Any other

3.21 No. of students Participated in NSS events:

University level  State level

National level  International level

3.22 No. of students participated in NCC events:

University level  State level

National level  International level

3.23 No. of Awards won in NSS:

University level	<input type="text" value="4"/>	State level	<input type="text" value="-"/>
National level	<input type="text" value="3"/>	International level	<input type="text" value="-"/>

3.24 No. of Awards won in NCC:

University level	<input type="text" value="NA"/>	State level	<input type="text" value="NA"/>
National level	<input type="text" value="NA"/>	International level	<input type="text" value="NA"/>

3.25 No. of Extension activities organized - 34

University forum	<input type="text" value="32"/>	College forum	<input type="text" value="-"/>
NCC	<input type="text" value="-"/>	NSS	<input type="text" value="2"/>
		Any other	<input type="text" value="-"/>

3.26 Major Activities during the year in the sphere of extension activities and Institutional Social Responsibility

Event	Participants
NSS mega summer camp held at Ladnun Naguar District, Rajasthan from 5 – 16 <sup>th</sup> Sep 2014	Programme officer - 1; NSS volunteer -1
19 <sup>th</sup> youth festival held at Guwahathi, Assam from 8 – 12 <sup>th</sup> Jan 2015	NSS volunteer – 1
Mega camp held at Majui Jorkat, Assam from 19 – 30 <sup>th</sup> Jan 2015;	NSS Volunteer- 1
Village Placement Program ( Sep 2014- Three Days)	1280 Students and 35 Faculty.
Celebration/ Observance of Days of National and International Importance	Average of 120 Participants

## Criterion – IV

### 4. Infrastructure and Learning Resources

#### 4.1 Details of Increase in Infrastructure facilities:

Facilities	Existing	Newly created (M <sup>2</sup> )	Source of Fund	Total (Rs. Lakhs)
Campus area (Acres)	431	-	-	-
Class rooms (Nos.)	109	379.95m <sup>2</sup>	UGC, Merged Scheme, Backward area	488.95
Laboratories (Nos.)	38	706.13 m <sup>2</sup>	Spl. Plan & DDE fund	744.13
Seminar Halls (Nos.)	16	-	-	-
No. of important equipment purchased (≥ 1-0 lakh) during the current year.		39 Items	UGC/PURSE/PROJECTS	483.45
Value of the equipment purchased during the year (Rs. in Lakhs)	211.80	-	-	-
Others (B.Ed.,-Hostel Extn, Thondi Hostel, New Canteen) (Rs. in Lakhs)	-	1539.90 m <sup>2</sup>	UGC & DDE	1539.90

#### 4.2 Computerization of Administration and Library

GPF Accounting, Pay Bill, CPS Accounting, WIFI (Partial), All Notifications, Ph.D/M.Phil Entrance Examinations, etc. (Web OPAC planned for next year)

#### 4.3 Library services:

	Existing		Newly added		Total	
	No.	Value	No.	Value	No.	Value
Text Books	74,885	-	2801	-	77,686	-
Reference Books	12,106	-	337	-	12443	-
e-Books	-	-	-	-	-	-
Journals	140	-	09	-	140	-
e-Journals	1600+	-	-	-	1600+	-
Digital Database	01	-	-	-	01	-
CD & Video	432	-	-	-	432	-
Others (specify)	-	-	-	-	-	-

#### 4.4 Technology up gradation (overall)

	Total Computers	Computer Labs	Internet	Browsing Centres	Computer Centres	Office	Departments	Others
Existing	794	7	All	1	1	Comp	All (ICT)	-
Added	171	2	All	2	1	Comp	--	-
Total	965	9	All	3	2	--	--	--

4.5 Computer, Internet access, training to teachers and students and any other programme for technology upgradation (Networking, e-Governance etc.)

Microsoft training programme; Short term course (Hardware & Networking).

4.6 Amount spent on maintenance in Rs. Lakhs :

i) ICT	4.02
ii) Campus Infrastructure and facilities	94.89
iii) Equipments	35.09
iv) Others	25.00
<b>Total</b>	<b>159.00</b>

## Criterion – V

### 5. Student Support and Progression

5.1 Contribution of IQAC in enhancing awareness about Student Support Services

- Induction-Motivation Training
- Remedial/Bridge coaching
- Aptitude training
- Communication exercises
- Placement training and guidance
- Alumni networked with
- At least one source of financial assistance for each eligible/deserving student/scholar

5.2 Efforts made by the Institution for tracking the Progression

- \* Academic Audit and Interaction with Departments
- \* Monitoring on the Programs and Events
- \* Scholarship and Bank Loan
- \* Communal Reservation and Gender Equality.
- \* Campus Tranquillity
- \* Student Feedback

5.3 (a) Total Number of Students

UG	PG	M.Phil	Ph. D.	Others
282	1656	232	950	170

(b) No. of Students outside the State

09

(c) No. of International Students

06

(d) Men

No	%
3	50%

Women

No	%
3	50%

Last Year					This Year				
General	SC / ST	OBC	Physically Challenged	Total	General	SC / ST	OBC	Physically Challenged	Total
96	544	1549	6	2195	131	585	1615	9	2340

(e) Demand ratio

2:1

Dropout %

<1%

5.4 Details of student support mechanism for coaching for competitive examinations (If any)

- i. Department Level Initiatives like Quizzes, Meet the Managers, etc.
- ii. Interaction with IAS/IPS successful candidates.
- iii. Motivation to Students/Teachers to watch TV programs on Quizzes like Tata Crucible
- iv. Special coaching for UGC, NET/SET and Competitive Examinations
- v. Civil Services Competitive Exam Coaching
- vi. Career Guidance and Counselling

No. of students beneficiaries

950

5.5 No. of students qualified in these examinations

NET

18

SET/SLET

NA

GATE

--

CAT

--

IAS/IPS etc

--

State PSC

24

UPSC

--

Others

34

5.6 Details of student counselling and career guidance

- Freshers Orientation Program
- Department level Counselling for Needy Students and their Parents
- Department level Guidance in Career Opportunities
- Counselling and Career Guidance for Students of Affiliated Colleges



No. of Students benefitted

#### 5.7 Details of Campus Placement

<i>On Campus</i>			<i>Off Campus</i>
Number of Organizations Visited	Number of Students Participated	Number of Students Placed	Number of Students Placed
5	512	115	325

#### 5.8 Details of Gender Sensitization Programmes

Mothers' Day/Women's Day Celebration		Orientation Program	Entrepreneurship
Women Empowerment Cell	Women Harassment (Prevention)Cell	Gender Audit	Ladies Club

#### 5.9 Students Activities

##### 5.9.1 No. of students participated in Sports, Games and other events

State/ University level  National level  International level

No. of students participated in cultural events :762

State/ University level  National level  International level

##### 5.9.2 No. of medals /awards won by students in Sports, Games and other events

Sports : State/ University level  National level  International level

Cultural: State/ University level  National level  International level

#### 5.10 Scholarships and Financial Support

Details	No. of Students	Amount (Rs. Lakhs)
Financial Support from Institution	326	143.44
Financial Support from Government	1641	126.26
Financial Support from Other Sources	47	10.61
No. of students who received International/ National recognitions	2	7.20

#### 5.11 Student organised / initiatives

Fairs : State/ University level  National level  International level

Exhibition: State/ University level  National level  International level






5.12 No. of social initiatives undertaken by the students

5.13 Major grievances of students (if any) redressed: (i) Upkeep of Toilets.

## Criterion – VI

### 6. Governance, Leadership and Management

#### 6.1 State the Vision and Mission of the institution

 <p><b>Motto</b></p>	<p><i>'Excellence in Action'</i></p>
<p><b>Vision</b></p> 	<p>Achieving Excellence in all spheres of Education, with particular emphasis on “<b>PEARL</b>” - Pedagogy, Extension, Administration, Research and Learning.</p>
<p><b>Mission</b></p> 	<p>Affording a High Quality Higher Education to the learners so that they are transformed into intellectually competent human resources that will help in the uplift of the nation to Educational, Social, Technological, Environmental and Economic Magnificence (<b>ESTEEM</b>).</p>
<p><b>Objectives</b></p> 	<p>i. Providing for Instructions and Training in such Branches of Learning as the University may determine. ii. Fostering Research for the Advancement and Dissemination of Knowledge</p>
<p><b>Quality Policy</b></p>	 <p>Attaining Benchmark Quality in every domain of ‘PEARL’ to assure Stakeholder Delight through Professionalism exhibited in terms of strong purpose, sincere efforts, steadfast direction and skillful execution.</p>
<p><b>University's Quality Quote</b></p>	<p>Quality Unleashes Opportunities Towards Excellence (<i>QUOTE</i>)</p>

#### 6.2 Does the Institution has a Management Information System

<ol style="list-style-type: none"> <li>1. Yes. Examinations and Finance Aspects are dealt by MIS, almost fully computerized.</li> <li>2. Website is informative with lot more links and updated scrolls.</li> <li>3. General Administration is quasi-computerised with MIS covering Tender, Information as to Recruitment for all positions, Student Admission, etc.</li> <li>4. In-house software development for applications in Finance/Examination related applications.</li> </ol>
---

#### 6.3 Quality improvement strategies adopted by the institution for each of the following:

##### 6.3.1 Curriculum Development

<ol style="list-style-type: none"> <li>1. Broad-based Special BoS, Foreign Professors Inducted Special BoS and the Statutory BoS thoroughly revised and enriched the Curriculum to meet Global Standards in Contents &amp; Contours</li> <li>2. Curriculum Height, Depth, Breadth and Subtleties are improved.</li> </ol>
---

##### 6.3.2 Teaching and Learning

<ol style="list-style-type: none"> <li>1. Hands-on Experience/ self-learning/ e-learning combined to form a multi-pronged approach</li> <li>2. ICT oriented class environment with added infrastructure and commitment</li> <li>3. Continuous and Systematic learning with relevant materials with multi-media thrust.</li> </ol>
---

### 6.3.3 Examination and Evaluation

1. Holistic Exposure and Evaluation for both faculty and students/scholars
2. Intensive Continuous Internal Assessment
3. Time bound examination and publication of results
4. Quick-Supplementary Examination in Final Semester
5. Probity of examination system maintained.
6. Feedback collected and acted upon

### 6.3.4 Research and Development

1. Project Culture Thrust Maintained
2. All India Entrance Examination from many programs, from UG, PG and Research programs
3. Mandatory Publication in Reputed/Indexed/Impact Factor Journals for Ph.D scholars
4. Overseas collaboration for faculty/student visits/joint publication/course of study.
5. International Expertise invited for Conference/Training to enable quality enhancement

### 6.3.5 Library, ICT and physical infrastructure / instrumentation

More Library Books/ Periodicals added every year  
Enhancement of ICT in every Department/ Section  
Library Journal Rack Supplied to Departments

### 6.3.6 Human Resource Management

1. ICT training
2. Refresher/Orientation courses
3. Capacity Building Courses
4. Career Advancement Scheme
5. Statistical Package Usage
6. Overseas Conference Participation
7. Continuous Improvement
8. Recognition for Dedicated Long Service

### 6.3.7 Faculty and Staff Recruitment

Done as per need adopting prescribed procedures and norms

### 6.3.8 Industry Interaction / Collaboration

- Industry Experts and Professional Experts are involved extensively in Curriculum/Extension
- “Meet the Manager”, “Meet the Alumni Entrepreneur” and such interactions done periodically
- Collaborations effected in Projects/ Patents/ Placements
- Industrialists Inducted in IQAC and Boards of Studies

### 6.3.9 Admission of Students

- Entrance Exam Scheduled avoiding clash with dates of similar Exam by national institutions
- On-line Information made available of admission related matters
- Transparency, Flexibility and Early Completion of admission effected.

6.4 Welfare schemes for

Teaching	Staff Quarters, Wifi, Fee Concession for further Studies through the DDE of the University, Vehicle Loans, Group Insurance, Health Club/Care, Festival Advance, Gym, Canteen, Cooperative Thrift and Loan Facility, etc.
Non-teaching	Staff Quarters, Uniform Allowance, Fee Concession for further Studies through the DDE of the University, Vehicle Loans, Group Insurance, Health Club/Care, Wifi, Festival Advance, Gym, Canteen, Cooperative Thrift and Loan Facility, etc.
Students	Scholarship, Fee concession and Group Insurance, Gym, Canteen, Health care, Ladies Rest Rooms, Fee Concession for Parallel Studies of Diploma Programs through the DDE of the University, etc.

6.5 Total Corpus Fund Generated

(i) Rs. 150 Cr for Pension Corpus; (ii) Rs.5 Crores for AURF.

6.6 Whether annual financial audit has been done

Yes  No

6.7 Whether Academic and Administrative Audit (AAA) has been done?

Audit Type	External		Internal	
	Yes/No	Agency	Yes/No	Authority
Academic	Yes	Expertise	Yes	Senior Faculty, IQAC and Ext. Experts
Administrative	Yes	Local Fund	Yes	Govt. Audit bodies, IQAC and Senior faculty

6.8 Does the University/ Autonomous College declare results within 30 days?

For UG Programmes Yes  No

For PG Programmes Yes  No

6.9 What efforts are made by the University/ Autonomous College for Examination Reforms?

- On-line Application filing, Schedule dissemination and Result publication
- Answer Book Stationery Standardized
- Special Supplemental Final Examination for candidates who failed in one course only

6.10 What efforts are made by the University to promote autonomy in the affiliated/constituent colleges?

- Orientation given to affiliated colleges with potential to go Autonomous
- Leadership development extended

6.11 Activities and support from the Alumni Association

- |  |  |
|--|--|
| <ul style="list-style-type: none"> <li>• On-line Alumni Interaction</li> <li>• Feedback and Appreciation</li> <li>• Curriculum inputs</li> </ul> | <ul style="list-style-type: none"> <li>• Placement Aids/Tips/Training</li> <li>• IQAC Representation</li> <li>• Extension Program Sponsorship</li> </ul> |
|--|--|

6.12 Activities and Support from the Parent – Teacher Association

- |   |   |
|---|---|
| <ul style="list-style-type: none"> <li>• Annual Meets held</li> <li>• Feedback Got</li> </ul> | <ul style="list-style-type: none"> <li>• Wards progression information provided</li> <li>• Extension Program Sponsorship</li> </ul> |
|---|---|

### 6.13 Development Programs for Support Staff

<ul style="list-style-type: none"><li>• ICT Training given</li><li>• Welfare measures provided.</li></ul>	<ul style="list-style-type: none"><li>• Capability Building programs given</li><li>• Career Benefits given if qualification and skills are adequate</li></ul>
---	---

### 6.14 Initiatives taken by the institution to make the campus eco-friendly

<ul style="list-style-type: none"><li>• Parks and Garden well maintained</li><li>• Bio-diversity cared for</li><li>• Plastic Free Campus strived for</li></ul>	<ul style="list-style-type: none"><li>• Medicinal Plants cultivated</li><li>• Fencing and Cattle guard provided</li><li>• Old/Weary Trees Removed; new ones planted</li></ul>
--	---

## Criterion – VII

### **7. Innovations and Best Practices**

7.1 Innovations introduced during this academic year which have created a positive impact on the functioning of the institution. Give details.

1. Three Day Freshers Orientation at the start to make an impact on the students about their motivation, self-analysis, commitment to multi-skilling and career capability build-up
2. Research Culture built through scouting for UGC/DST/DBT funding by applying for project under SAP, RUSA, etc.
3. ‘ACT NEXt 2014’ Programs of Nobel Excellence Themed Invited Talks on all six Nobel Prize Themes of 2014 Nobel Prizes.

7.2 Provide the Action Taken Report (ATR) based on the plan of action decided upon at the beginning of the year

1. Three Colloquiums conducted for faculties of Affiliated College for their accreditation
2. Public and Private Corporate Sector Industry Membership in IQAC introduced.
3. Six Nobel Excellence Themed Invited Talks Arranged

7.3 Give two Best Practices of the institution (*please see the format in the NAAC Self-study Manuals*)

1. Academic Audit with Threshold, Talented and Triumphant Levels of Achievements
2. ‘ACT NEXt 2014’ Nobel Talk Program Launched and to be continued year after year.

(\*Annexure - I)

7.4 Contribution to environmental awareness / protection

1. Continued Green cover expansion in the campus.
2. Conferences/Seminars on the eve of World Water Day, World food Day, Bio-diversity, etc
3. Further emphasis for Spare One-day-a-work-week-fuelled-vehicle usage.

7.5 Whether environmental audit was conducted? Yes / No: Yes; IQAC arranged the same.

7.6 Any other relevant information the institution wishes to add. (For example SWOT Analysis)

1. Applied for UGC’s UPE (University with Potential for Excellence) Scheme and got shortlisted
2. Despite not having a Vice Chancellor for the whole year, no slackening in activities took place

### VIII. Plans of institution for next year (2015-16)

1. Continue to orient Affiliated Colleges to for accreditation with series of workshops/seminars
2. Expand Administrative Audit to all Administrative Divisions
3. Continue the Celebration/ Deliberation of Noble Prize 2015 Topics under ‘ACT NExT 2015’
4. Continue Motivation of Affiliated colleges to Deliberate all or few of the Noble Prize topics
5. Get the University Ready with Preparation for 3<sup>rd</sup> cycle Re-accreditation due early 2016-17.

Name Prof.M.Selvam

Name Prof.S.Subbiah

Signature of the Coordinator, IQAC

Signature of the Chairperson, IQAC

\*\*\*

#### Abbreviations:

CAS	-	Career Advanced Scheme
CAT	-	Common Admission Test
CBCS	-	Choice Based Credit System
CE	-	Centre for Excellence
COP	-	Career Oriented Programme
CPE	-	College with Potential for Excellence
DPE	-	Department with Potential for Excellence
GATE	-	Graduate Aptitude Test
NET	-	National Eligibility Test
PEI	-	Physical Education Institution
SAP	-	Special Assistance Programme
SF	-	Self Financing
SLET	-	State Level Eligibility Test
TEI	-	Teacher Education Institution
UPE	-	University with Potential Excellence
UPSC	-	Union Public Service Commission

\*\*\*\*\*

**BEST PRACTICE -1**

<b>TITLE OF THE PRACTICE</b>	<b>Measurement and Audit of Faculty Member Performance- 360 Points Scale and Department Performance- 1000 Points Scale annually.</b>
------------------------------	--

**1. Goals**

- i. To instil a sense of commitment to annual performance measurement of individual faculty member and individual department of the University
- ii. To measure performance of individual faculty member on a 360 points scale and classify the members on the basis of scores obtained
- iii. To measure performance of individual Department on a 1000 points scale and classify the Departments/Institutes/Constituent Colleges on the basis of scores got
- iv. To achieve progressive improvement in the performance of individuals and Departments/Institutes/Constituent Colleges over q period of time.

**2. The Context**

Anything that is measured improves. Performance measurement and monitoring of faculty members is a sure way of quality enhancement. Results confirm this. A 360 points scale for faculty members and a 1000 points scale for Departments, each covering a wide spectrum of performance factors, with different weight, each, spread out over the important criteria are adopted. For each factor of performance, quantitative levels of performance corresponding to three levels- namely, X, Y and Z levels of performance is fixed.

Further for each performance factor a maximum level of score is prescribed which will go with the Z-level (Triumphant level) of performance on that factor. For Y-level (Talented level) of performance on any factor, 80% of the factor-wise maximum score may be taken credit for. X-level (Threshold level) of performance on any factor carries 60% of the factor-wise maximum score, that is the score for Z level performance. For each faculty member/ department performance score is obtained. The score is vouched and verified year-wise.

Scores of individuals and of Departments may be augmented when the faculty member holds additional responsibility or when the Department's staff members hold additional responsibility or when the Department is lean-staffed/ relatively new. Every faculty/Department must aim to reach the Z level sooner than later. May be a time frame fixed. Of course opportunities must be made available within the institution, for those who are bit hesitant to catch the same from outside. Facilitation is needed. Performance based recognition and reward system can be adopted. Performance based recognition and reward system is better adopted, so that the vigour and rigour of quality of culture will cut ice. It should not be muted, despite such tendencies and temptations. We expect quality in what we buy. So, we must also deliver quality whatever we offer. That mind set matters the most.

### 3. The Practice

- i. A standard measurement tool, separate for faculty members and for Departments, respectively with 360 points and 1000 points, is used.
- ii. The Head of Departments are given guidelines to get Performance Report of individual faculty members and that of the Department prepared, along with considered augmentation and to keep them ready for audit with supporting evidences.
- iii. Academic Auditors, mostly internal members consisting of Professors and limited number of external members with rich academic/research background carry out the audit. Prior to audit they are given orientation and after the audit they report to the IQAC.
- iv. The IQAC compiles the Audit reports and carries out analysis.

### 4. Evidence of Success

The success hinges upon purposeful action. The above exercise is purposeful and hence successful too, evidenced by increased performance scores and more members moving from X to y and from Y to Z level performance.

### 5. Problems Encountered and Resources Required

No problem, generally. Some auditors were less involved in vouching and verification. Internal Auditors are not given any remuneration. If they are also given a token remuneration of Rs. 1000 per audit, for each annual audit something like Rs. 60,000 is required. Stationery and consumables might amount to Rs. 20,000. Miscellaneous expenses could sum to Rs.5000. hence a budget of Rs. 85,000 is needed.

6. **Notes (optional):** The Scale may be re-designed every accreditation/ reaccreditation cycle, to make it contemporary in content and degree of relevance.

7. Name of the Vice Chancellor: Dr.S.Subbiah

Name of the Institution: Alagappa University

City: Karaikudi

Pin code: 630003

Accredited Status: 'A' Grade

Validity Period: November 2016

Work Phone: 04565 225200

Fax: 04565 225202

Website: [www.alagappauniversity.ac.in](http://www.alagappauniversity.ac.in)

E-mail: vicechancelloru@gmail.com

Mobile: Mobile: 9489079080

Place: Karaikudi

(M.Selvam)

Date: 30-11-2015

Signature of IQAC Coordinator

**Alagappa University's Quality Policy:** *'Attaining bench mark quality in every domain of 'PEARL' (Pedagogy, Extension, Administration, Research and Learning) to assure stakeholder delight through Professionalism exhibited in terms of strong purpose, sincere efforts, steadfast direction and skilful execution'.*

-=-=-



## BEST PRACTICE -2

<b>TITLE OF THE PRACTICE</b>	The program is named as: ‘ <b>ACT NEzT</b> ’, that is, ‘ <b>Alagappa Celebrates Themed Nobel Excellence Talks</b> ’. Nobel Excellence Talks on each of the Six Nobel Prize Topics each year are conducted every year in a celebrative motivating manner.
------------------------------	---

### 1. Goals

- i. Disseminating the Nobel Excellence Wide Spread (NEWS) across a vast spectrum of the Public, Academia, Students & Scholars (PASS) through a Series of ‘Talks’ on Nobel Prize Topics every year is the cherished motto.
- ii. To make students and members of the staff to become aware of and cherish the importance of Nobel Prize and Nobel Prized Topics every year.
- iii. To impart specific knowledge through invited lectures and earnest deliberations on all the Six Nobel Prize Topics that are awarded the Nobel Prize every year.
- iv. To motivate the students, scholars and members of the staff in to commit to path breaking research that might get them world recognition one day or other.

### 2. The Context

- i. The currency of the future, it is said is ‘invention and innovation’. The world’s every single appreciable development is through scientific/ technological/ economic/ literary/ societal peace related path breaking research or exemplary achievement. Inventive/innovative/constructive minds/brains have toiled for years to make this path breaking research or exemplary achievement possible, under very trying conditions. India is a country great achievement by her people. But it seems, the research and other prize-worthy inventive pursuits of our great people of the present time need the finest edge to be worthy of winning Nobel or similar prizes. There is a need for ‘competence’ backed by ‘confidence’. It is necessary the brains of the nation are given a new focus of achieving greatness in their research/ inventive/ innovative/ contributive pursuits.
- ii. The **ACT NEzT** program is directed at achieving the above said gola through scintillating talks and seminal deliberations on Nobel Prize themes every year. The **ACT NEzT** was first initiated for Nobel Prize topics of 2014 and that ‘**ACT NEzT 2014**’ was the first edition and our wish is that this will continue for years to come and may one day even rejoice with the celebration of an Alumnus of the Alagappa University getting the coveted prize or anything equivalent to that.
- iii. The Program, ‘**ACT NEzT 2014**’ is intended to benefit the faculty, learners, society and all lovers of Invigorating Inventions in Physics, Chemistry and

Medicine/Physiology, Copiously Luminous Contributions in Literature, Phenomenal Achievements in Achieving Global Peace and Excelling Works on Economics, merging with our University's Motto, Vision, Mission, Objectives and Quality Policy through the purposeful 'Talks'.

### 3. **The Practice**

- i. Every year all the Departments of the University are divided into six groups and each group is given the favour of celebrating the allotted Nobel Prize Theme of the Six themes that were Nobel prized that year.
- ii. One of the group Departments plays the lead role and other member-departments of the group rendering the support role.
- iii. The University fully funds the **ACT NE/T** and the expenditure comes to about Rs.50000 per talk-theme.
- iv. Celebrated personalities in each of the Nobel Prize Topics of the year from reputed institutions of higher education/research/industry/polity or any such walk of life are invited to give illuminating lectures on these selected Prized Topics of Nobel prize of the year concerned.
- v. Students, scholars and members of the staff are the major audience and public and any interested persons are also encouraged to participate and share views.
- vi. A souvenir is released as a compendium of each year's **ACT NE/T** proceedings.
- vii. The IQAC and the Dean of Research take the co-organizer role in each of the six **ACT NE/T** lectures/talks every year and is pleased to do the compendium preparation.
- viii. Media are involved profusely so that the Nobel Prize culture gets publicity and young minds are drawn more in number and the most in commitment to research and invention.

### 4. **Evidence of Success**

The success lies in the fact that lot of awareness and interest that are created. A renewed R&D thirst is developed, research interest is generated, social/national/global concern are developed and so on. There is a knowledge addition for every participant. Respect and appreciation of every Nobel Prize Topic and the great Nobel Prize Awardees are created and this becomes a stirrer of committed research/invention for more number of target audience of the program.

## 5. Problems Encountered and Resources Required

No problem, generally.

For each program something like Rs. 50,000 to 60,000 is required. Annual outgo is about Rs 350,000.

## 6. Notes (optional)

Alagappa University, it is felt, is one of the very few institutions adopting this kind of best practice. It encourages the Affiliated Colleges also to celebrate Nobel Prize Themes with invited lectures and deliberations.

## 7. Contact Detail

Name of the Vice Chancellor: Dr.S.Subbiah

Name of the Institution: Alagappa University

City: Karaikudi

Pin code: 630003

Accredited Status: A  
2016

Validity Period: November

Work Phone: 04565 225200

Fax: 04565 225202

Website: [www.alagappauniversity.ac.in](http://www.alagappauniversity.ac.in)

E-mail: vicechancelloru@gmail.com

Mobile: Mobile: 9489079080

Place: Karaikudi

(M.Selvam)

Date: 30-11-2015

Signature of IQAC Coordinator

====